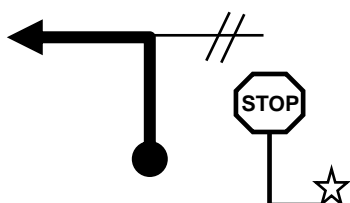
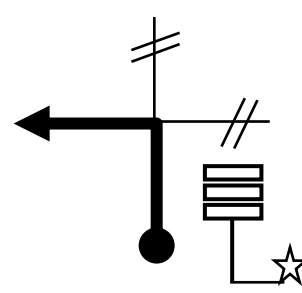
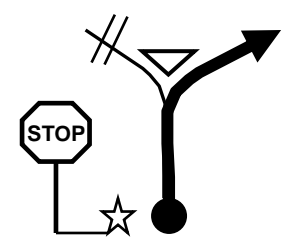

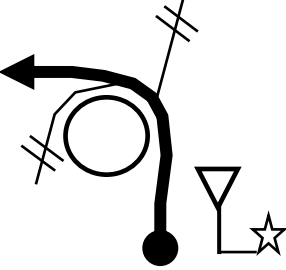
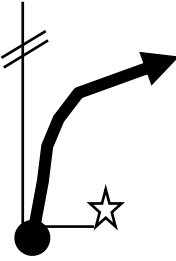
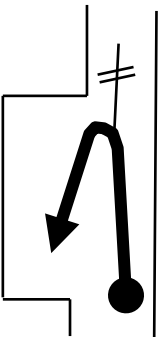
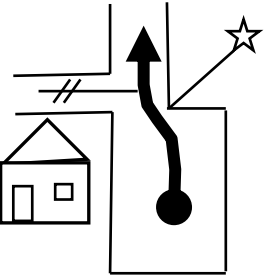
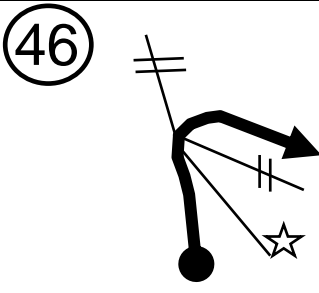
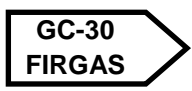
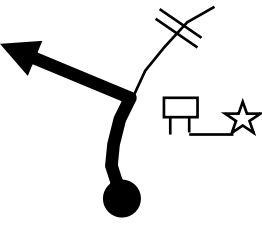

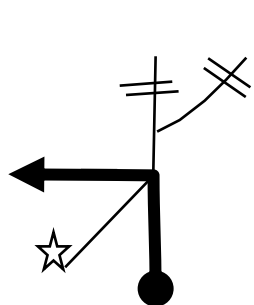
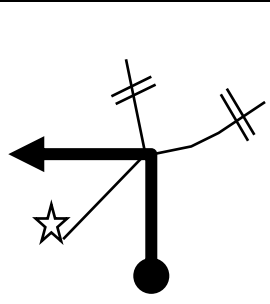
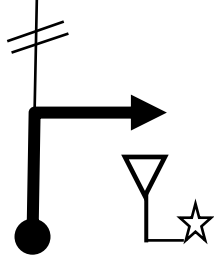

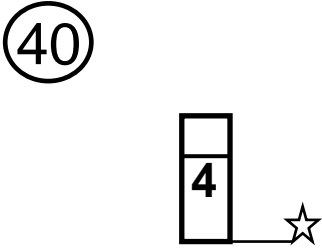
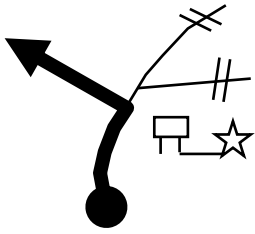

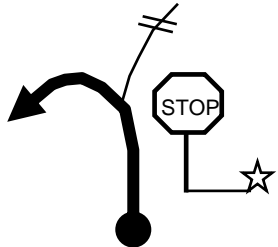



| SECCION | SECTOR | MEDIAS | DISTANCIA TOTAL | T. SECTOR |
|-----------|---------|---|---|-----------|
| I | 0 | | 3,095 | 7 MIN |
| ENLACE | | PROMEDIO ENLACE | ARUCAS - VISVIQUE | |
| DISTANCIA | | 40 Km/h | | |
| TOTAL | PARCIAL | DIRECCION | INFORMACION | REGRESIVO |
| 0,000 | 0,000 |  | C/. ALCALDE HENRIQUEZ PITTI | 3,095 |
| 1 | | Tiempo: | REC. URBANO | |
| 0,040 | 0,040 |  | C/ AVDA. EL MIRON | 3,055 |
| 2 | | Tiempo: | REC. URBANO | |
| 0,358 | 0,318 |  | <div style="border: 1px solid black; padding: 5px; display: inline-block;"> TEROR GC-43 ➡ </div> | 2,737 |
| 3 | | Tiempo: | REC. URB. X GC-43 | |
| 0,540 | 0,182 |  | <div style="border: 1px solid black; padding: 5px; display: inline-block;"> GC-43 VISVIQUE TEROR </div> | 2,555 |
| 4 | | Tiempo: | GC-43 | |

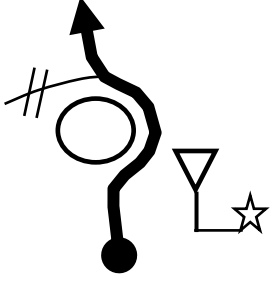
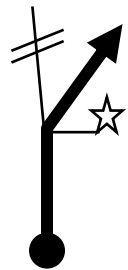
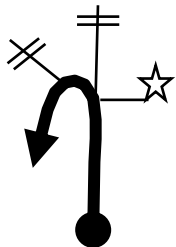
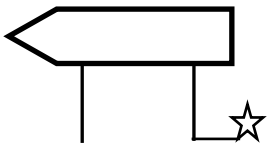
| SECCION | SECTOR | MEDIAS | DISTANCIA TOTAL | T. SECTOR |
|-----------|---------|---|---|-----------|
| I | 0 | | 3,095 | 7 MIN |
| ENLACE | | PROMEDIO ENLACE | ARUCAS - VISVIQUE | |
| DISTANCIA | | 40 Km/h | | |
| TOTAL | PARCIAL | DIRECCION | INFORMACION | REGRESIVO |
| 2,386 | 1,846 |  | GC-43 TEROR VALLESECO | 0,709 |
| 5 | | Tiempo: | GC-43 | |
| 2,766 | 0,380 |  | MASAPESES | 0,329 |
| 6 | | Tiempo: | GC-43 X URBANIZ. | |
| 3,025 | 0,259 |  | DAR LA VUELTA AL FINAL DE LA PARTE ANCHA DE LA CALLE A LA ALTURA DE LA VIVIENDA Nº 6 | 0,070 |
| 7 | | Tiempo: | URBANIZACION | |
| 3,095 | 0,070 |  | SALIDA EN LA ESQUINA DE LA ACERA DEL APARCAMIENTO FRENTE A LA FAROLA DE LA CASA Nº 1, JUSTO ANTES DE LA ESQUINA DE LA CALLE QUE ENTRA A LA IZQUIERDA | 0,000 |
| 8 | | Tiempo: 4:38,6 | URBANIZACION | |

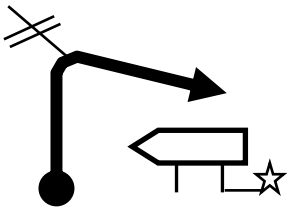
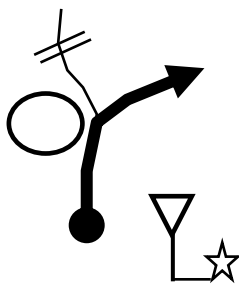
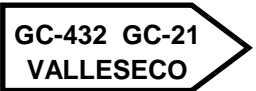
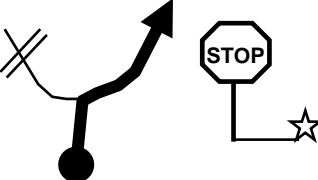

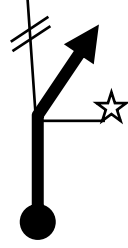
| SECCION | SECTOR | MEDIAS | DISTANCIA TOTAL | T. SECTOR |
|-----------|---------|----------------------|--|-----------|
| I | 1 | 42/45/46/25/46/40/47 | 30,440 | 45 MIN |
| PR 1 | | PROMEDIO ENLACE | VISVIQUE - TEROR | |
| DISTANCIA | | 40 Km/h | | |
| TOTAL | PARCIAL | DIRECCION | INFORMACION | REGRESIVO |
| 0,000 | 0,000 | | SALIDA EN LA ESQUINA DE LA ACERA DEL APARCAMIENTO FRENTE A LA FAROLA DE LA CASA Nº 1, JUSTO ANTES DE LA ESQUINA DE LA CALLE QUE ENTRA A LA IZQUIERDA | 30,440 |
| 9 | | Tiempo: | URBANIZACION | |
| 0,155 | 0,155 | | | 30,285 |
| 10 | | Tiempo: 0:13,3 | URBANIZ. X GC-43 | |
| 6,949 | 6,794 | | | 23,491 |
| 11 | | Tiempo: 9:55,6 | GC-43 X GC-432 | |
| 8,434 | 1,485 | | | 22,006 |
| 12 | | Tiempo: 12:02,9 | GC-432 X GC-21 | |

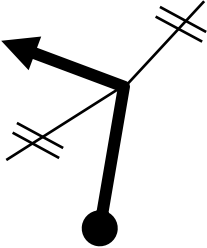
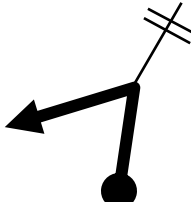
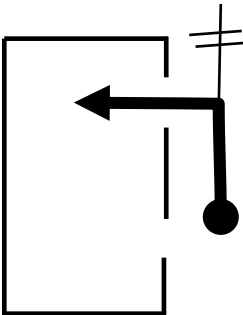
| SECCION | SECTOR | MEDIAS | DISTANCIA TOTAL | T. SECTOR |
|-----------|---------|--|--|-----------|
| I | 1 | 42/45/46/25/46/40/47 | 30,440 | 45 MIN |
| PR 1 | | PROMEDIO ENLACE | VISVIQUE - TEROR | |
| DISTANCIA | | 40 Km/h | | |
| TOTAL | PARCIAL | DIRECCION | INFORMACION | REGRESIVO |
| 12,660 | 4,226 | (46)  |  | 17,780 |
| | | Tiempo: 17:41,0 | GC-21 X GC-30 | |
| 16,530 | 3,870 |  |  | 13,910 |
| | | Tiempo: 22:43,9 | GC-30 X GC-307 | |
| 17,475 | 0,945 | (25)  | | 12,965 |
| | | Tiempo: 23:57,8 | GC-307 X C. VEC. | |
| 17,980 | 0,505 | (46)  | ¡OJO OTROS PARTICIPANTES POR LA DERECHA! | 12,460 |
| | | Tiempo: 25:10,5 | C. VEC. X GC-30 | |

| SECCION | SECTOR | MEDIAS | DISTANCIA TOTAL | T. SECTOR |
|-----------|---------|---|--|-----------|
| I | 1 | 42/45/46/25/46/40/47 | 30,440 | 45 MIN |
| PR 1 | | PROMEDIO ENLACE | VISVIQUE - TEROR | |
| DISTANCIA | | 40 Km/h | | |
| TOTAL | PARCIAL | DIRECCION | INFORMACION | REGRESIVO |
| 20,599 | 2,619 |  |  | 9,841 |
| | | Tiempo: 28:35,5 | GC-30 X GC-240 | |
| 20,814 | 0,215 |  | | 9,626 |
| | | Tiempo: 28:52,3 | GC-240 | |
| 20,834 | 0,020 |  |  | 9,606 |
| | | Tiempo: 28:54,1 | GC-240 X C. VEC. | |
| 21,750 | 0,916 |  |  | 8,690 |
| | | Tiempo: 30:16,6 | C. VECINAL | |

| SECCION | SECTOR | MEDIAS | DISTANCIA TOTAL | T. SECTOR |
|-----------|---------|----------------------|------------------|-----------|
| I | 1 | 42/45/46/25/46/40/47 | 30,440 | 45 MIN |
| PR 1 | | PROMEDIO ENLACE | VISVIQUE - TEROR | |
| DISTANCIA | | 40 Km/h | | |
| TOTAL | PARCIAL | DIRECCION | INFORMACION | REGRESIVO |
| 22,245 | 0,495 | | | 8,195 |
| 21 | | Tiempo: 31:01,1 | C. VECINAL | |
| 22,263 | 0,018 | | | 8,177 |
| 22 | | Tiempo: 31:02,7 | C. VECINAL | |
| 22,740 | 0,477 | | | 7,700 |
| 23 | | Tiempo: 31:45,7 | C. VEC. X GC-30 | |
| 24,025 | 1,285 | | | 6,415 |
| 24 | | Tiempo: 33:24,1 | GC-30 X GC-240 | |

| SECCION | SECTOR | MEDIAS | DISTANCIA TOTAL | T. SECTOR |
|-----------|---------|---|--|-----------|
| I | 1 | 42/45/46/25/46/40/47 | 30,440 | 45 MIN |
| PR 1 | | PROMEDIO ENLACE | VISVIQUE - TEROR | |
| DISTANCIA | | 40 Km/h | | |
| TOTAL | PARCIAL | DIRECCION | INFORMACION | REGRESIVO |
| 28,248 | 4,223 |  | GC-43 EL PALMAR TEROR META PR -1 | 2,192 |
| 25 | | Tiempo: 38:47,6 | GC-240 X GC-43 | |
| 30,088 | 1,840 |  | CEMENTERIO PISO DE CEMENTO | 0,352 |
| 26 | | Tiempo: | GC-43 X C. VECINAL | |
| 30,270 | 0,182 |  | SEGUIR HASTA EL FONDO Y DAR LA VUELTA EN LA INTERSECCION | 0,170 |
| 27 | | Tiempo: | C. VECINAL | |
| 30,440 | 0,170 |  | SEÑAL DE CEMENTERIO A LA DERECHA AL REVES | 0,000 |
| 28 | | Tiempo: 42:04,8 | C. VECINAL | |

| SECCION | SECTOR | MEDIAS | DISTANCIA TOTAL | T. SECTOR |
|-----------|---------|---|--|-----------|
| I | 2 | 42/45/25 | 8,940 | 19 MIN |
| PR 2 | | PROMEDIO ENLACE | TEROR - BALCON DE ZAMORA | |
| DISTANCIA | | 40 Km/h | | |
| TOTAL | PARCIAL | DIRECCION | INFORMACION | REGRESIVO |
| 0,000 | 0,000 | (42)  | SALIDA EN LA SEÑAL DE CEMENTERIO(AL REVES) PISO DE CEMENTO | 8,940 |
| 29 | | Tiempo: | C. VEC. X GC-43 | |
| 0,975 | 0,975 |  |  | 7,965 |
| 30 | | Tiempo: 1:23,6 | GC-43 X GC-432 | |
| 2,466 | 1,491 | (45)  |  | 6,474 |
| 31 | | Tiempo: 3:31,4 | GC-432 X GC-21 | |
| 6,795 | 4,329 | (25)  | | 2,145 |
| 32 | | Tiempo: 9:17,7 | GC-21 X C. VEC. | |

| SECCION | SECTOR | MEDIAS | DISTANCIA TOTAL | T. SECTOR |
|-----------|---------|---|---|-----------|
| I | 2 | 42/45/25 | 8,940 | 19 MIN |
| PR 2 | | PROMEDIO ENLACE | TEROR - BALCON DE ZAMORA | |
| DISTANCIA | | 40 Km/h | | |
| TOTAL | PARCIAL | DIRECCION | INFORMACION | REGRESIVO |
| 7,195 | 0,400 |  | META PR - 2 | 1,745 |
| 33 | | Tiempo: 10:15,3 | C. VECINAL | |
| 7,930 | 0,735 |  | <div style="border: 1px solid black; padding: 5px; display: inline-block;"> GC-21 TEROR FIRGAS LAS PALMAS GC </div> ABRIRSE PARA | 1,010 |
| 34 | | Tiempo: | C. VECINAL X GC-21 | |
| 8,940 | 1,010 |  | ENTRAR POR LA SEGUNDA ENTRADA | 0,000 |
| 35 | | Tiempo: 12:52,3 | GC-21 X APARCAM. | |
| | | Tiempo: | | |

A LA DIRECCION DEL EVENTO III CLASICA DE ARUCAS

D. _____

Participante del vehículo N° _____ por medio del presente escrito quiero formular reclamación contra:

1.- _____

2.- _____

3.- _____

Firma:

En Arucas a las _____ horas del 12 de Junio de 2010

Acompaño a la reclamación **30 €** por cada objeto reclamado, que me serán devueltos si dicha reclamación es fundada.

.....

A LA DIRECCION DEL EVENTO III CLASICA DE ARUCAS

D. _____

Participante del vehículo N° _____ por medio del presente escrito quiero formular reclamación contra:

1.- _____

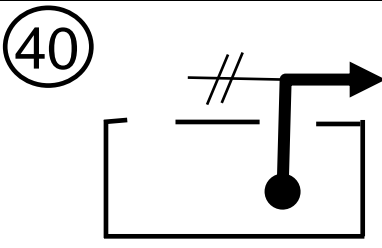
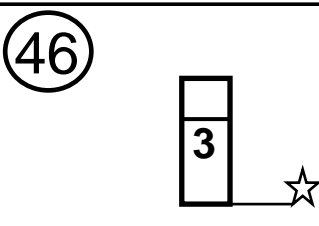
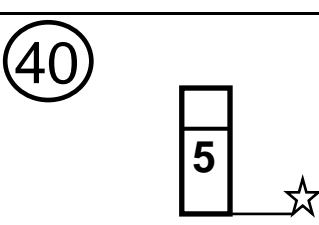
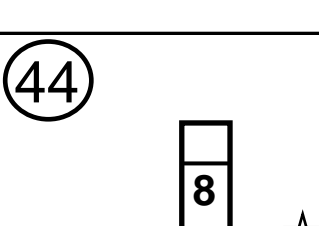

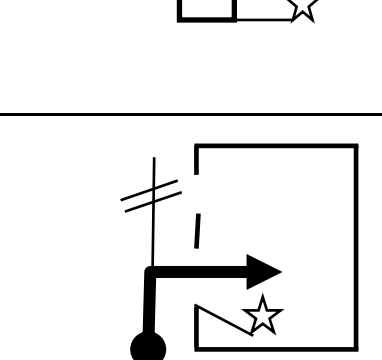
2.- _____

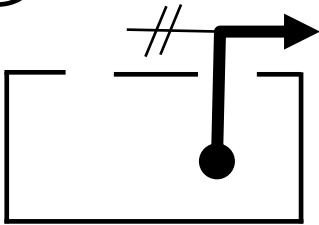
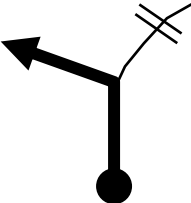
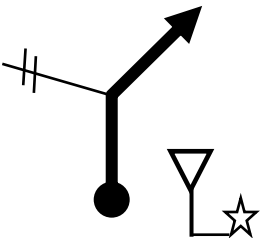
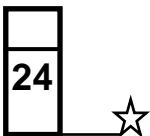
3.- _____

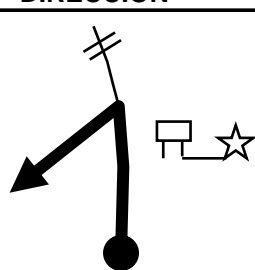

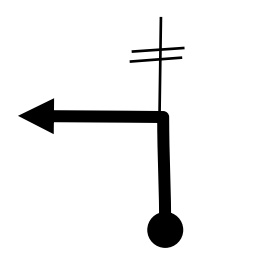

Firma:

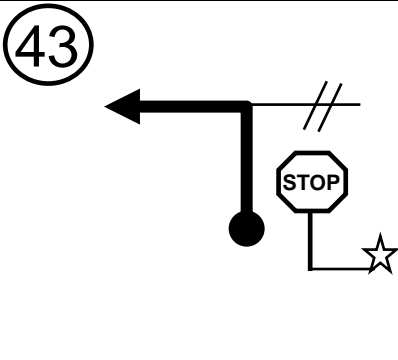
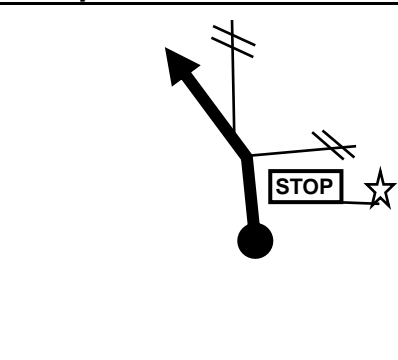

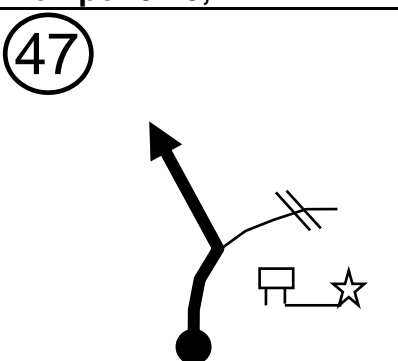

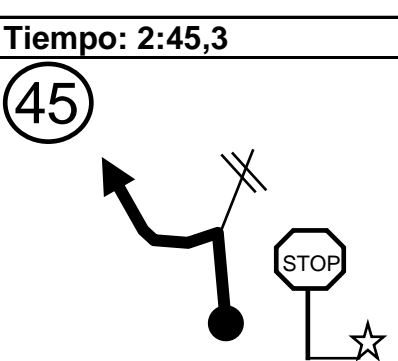

En Arucas a las _____ horas del 12 de Junio de 2010




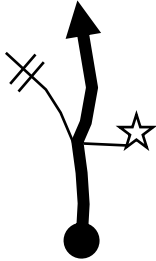

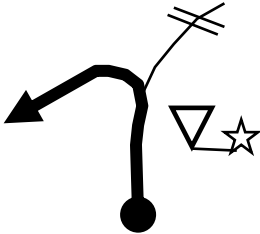


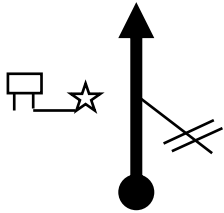

Acompaño a la reclamación **30 €** por cada objeto reclamado, que me serán devueltos si dicha reclamación es fundada.

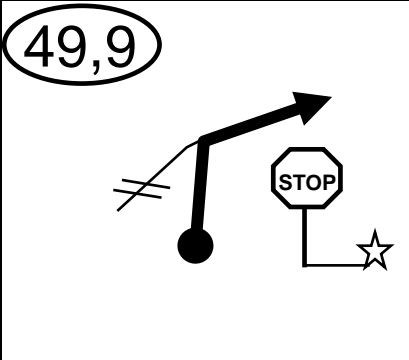

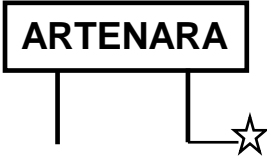


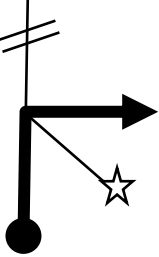
| SECCION | SECTOR | MEDIAS | DISTANCIA TOTAL | T. SECTOR |
|-----------|---------|---|---|-----------|
| I | 3 | 40/46/40/44/46 | 29,578 | 55 MIN |
| PR 3 | | PROMEDIO ENLACE | B. ZAMORA - B. ZAMORA | |
| DISTANCIA | | 40 Km/h | | |
| TOTAL | PARCIAL | DIRECCION | INFORMACION | REGRESIVO |
| 0,000 | |  | SIEMPRE DIRECCION TEJEDA LUEGO DIRECCION ARIÑEZ LUEGO DIRECCION VALLESECO | |
| 36 | | | | |
| 7,... | |  | CAMBIO DE MEDIA EN LA REFERENCIA | |
| 37 | | | | |
| 10,... | |  | CAMBIO DE MEDIA EN LA REFERENCIA | |
| 38 | | | | |
| 15,... | |  | CAMBIO DE MEDIA EN LA REFERENCIA | |
| 39 | | | | |
| 24,... | |  | CAMBIO DE MEDIA EN LA REFERENCIA | |
| 40 | | | | |
| 29,578 | |  | | 0,000 |
| 41 | | Tiempo: 41:33,2 | | |

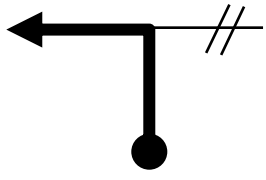
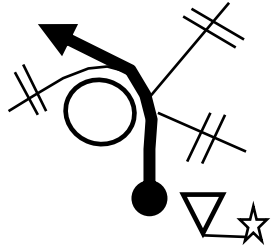

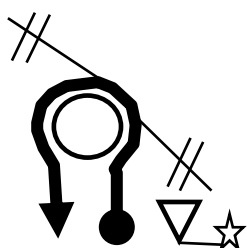
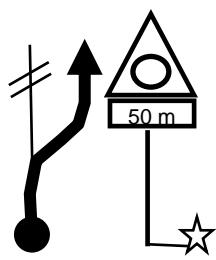
| SECCION | SECTOR | MEDIAS | DISTANCIA TOTAL | T. SECTOR |
|-----------|---------|---|--|-----------|
| I | 4 | 40/45/30/49,9/46/48 | 20,688 | 32 MIN |
| PR 4 | | PROMEDIO ENLACE | BALCON ZAMORA - CRUZ TEJEDA | |
| DISTANCIA | | 40 Km/h | | |
| TOTAL | PARCIAL | DIRECCION | INFORMACION | REGRESIVO |
| 0,000 | 0,000 | (40)  | SALIDA EN LA PUNTA DE LA VALLA DERECHA | 20,688 |
| 42 | | Tiempo: | GC-21 | |
| 1,168 | 1,168 |  | GC-21 TEJEDA ← ARTENARA | 19,520 |
| 43 | | Tiempo: 1:45,1 | GC-21 | |
| 1,494 | 0,326 |  | TEJEDA GC-21 ARTENARA → | 19,194 |
| 44 | | Tiempo: | GC-21 | |
| 4,... | 3,... | (45)  | CAMBIO DE MEDIA EN AL REFERENCIA | 16,... |
| 45 | | Tiempo: | GC-21 | |

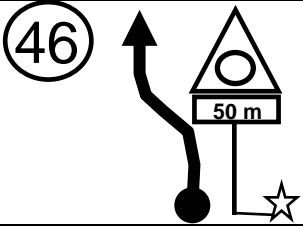
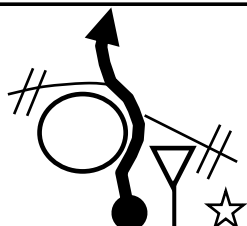
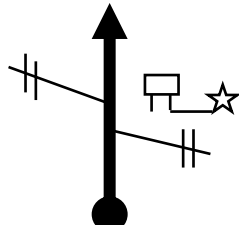
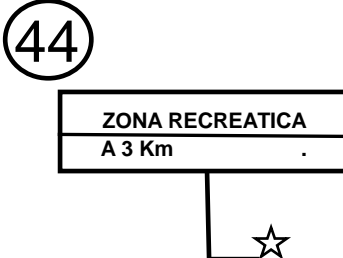


| SECCION | SECTOR | MEDIAS | DISTANCIA TOTAL | T. SECTOR |
|-----------|---------|--|--|-----------|
| I | 4 | 40/45/30/49,9/46/48 | 20,688 | 32 MIN |
| PR 4 | | PROMEDIO ENLACE | BALCON ZAMORA - CRUZ TEJEDA | |
| DISTANCIA | | 40 Km/h | | |
| TOTAL | PARCIAL | DIRECCION | INFORMACION | REGRESIVO |
| 12,653 | 8,... | (30)  | GC-150 CRUZ DE TEJEDA TEJEDA ¡OJO! CRONO MUY CERCANO | 8,035 |
| 46 | | Tiempo: | GC-21 X GC-150 | |
| 12,991 | 0,338 | (49,9)  | | 7,697 |
| 47 | | Tiempo: | GC-150 | |
| 15,... | 2,... | (46) 21:51,4 | CAMBIO DE MEDIA EN EL TIEMPO | 4,... |
| 48 | | Tiempo: 21:51,4 | GC-150 | |
| 16,810 | 0,... | (48) CAMBIO DE MEDIA EN LA DISTANCIA | | 3,878 |
| 49 | | Tiempo: | GC-150 | |
| 20,688 | 3,878 |  | NO HAY CRONOS EN LOS ULTIMOS 500 m.  META PR - 4 | 0,000 |
| 50 | | Tiempo: 27:49,5 | GC-150 X APARCAM. | |



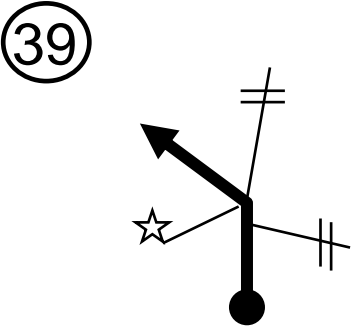

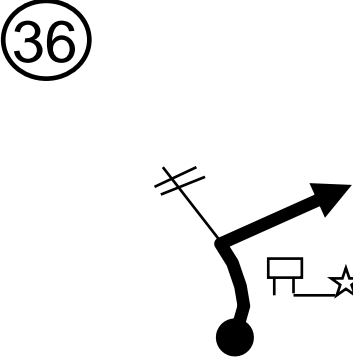
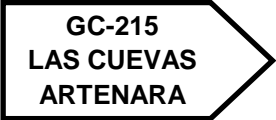


| SECCION | SECTOR | MEDIAS | DISTANCIA TOTAL | T. SECTOR |
|-----------|---------|---|--|-----------|
| I | 5 | 43/47/45/47/44/49,9 | 37,083 | 57 MIN |
| PR 5 | | PROMEDIO ENLACE | CRUZ TEJEDA - ARTENARA | |
| DISTANCIA | | 40 Km/h | | |
| TOTAL | PARCIAL | DIRECCION | INFORMACION | REGRESIVO |
| 0,000 | 0,000 |  | NO HAY CRONOS HASTA DESPUES DEL KM 3 | 37,083 |
| | | Tiempo: | APARCAM. X GC-150 | |
| 0,160 | 0,160 |  |  | 36,923 |
| | | Tiempo: 0:13,4 | GC-150 X GC-15 | |
| 1,975 | 1,815 |  |  | 35,108 |
| | | Tiempo: 2:45,3 | GC-15 X GC-230 | |
| 5,674 | 3,699 |  |  | 31,409 |
| | | Tiempo: 7:28,7 | GC-230 X GC-21 | |

| SECCION | SECTOR | MEDIAS | DISTANCIA TOTAL | T. SECTOR |
|-----------|---------|---|---|-----------|
| I | 5 | 43/47/45/47/44/49,9 | 37,083 | 57 MIN |
| PR 5 | | PROMEDIO ENLACE | CRUZ TEJEDA - ARTENARA | |
| DISTANCIA | | 40 Km/h | | |
| TOTAL | PARCIAL | DIRECCION | INFORMACION | REGRESIVO |
| 9,... | 4,... |    CARTELES DE MADERA EN LATERAL DERECHO | CAMBIO DE MEDIA EN REFERENCIA | 27,... |
| | | Tiempo: | GC-21 | |
| 11,074 | 1,... |  |  | 26,009 |
| | | Tiempo: | GC-21 X GC-70 | |
| 15,860 | 4,786 |  |  | 21,223 |
| | | Tiempo: 20:43,2 | GC-70 X GC-702 | |
| 22,710 | 6,850 |   |  NO HAY CRONOS ENTRE EL KM 24 Y 26 | 14,373 |
| | | Tiempo: 29:27,8 | GC-702 X GC-220 | |

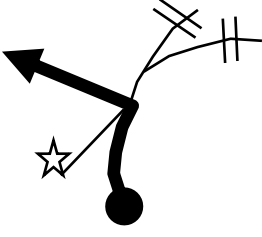

| SECCION | SECTOR | MEDIAS | DISTANCIA TOTAL | T. SECTOR |
|-----------|---------|---|--|-----------|
| I | 5 | 43/47/45/47/44/49,9 | 37,083 | 57 MIN |
| PR 5 | | PROMEDIO ENLACE | CRUZ TEJEDA - ARTENARA | |
| DISTANCIA | | 40 Km/h | | |
| TOTAL | PARCIAL | DIRECCION | INFORMACION | REGRESIVO |
| 29,694 | 6,984 |  |  | 7,389 |
| | | Tiempo: 38:59,3 | GC-220 X GC-21 | |
| 35,112 | 5,418 |  | META PR - 5 | 1,971 |
| | | Tiempo: 45:30,1 | GC-21 | |
| 35,784 | 0,672 |  |  | 1,299 |
| | | Tiempo: | GC-21 X GC-210 | |
| 35,960 | 0,176 |  | REPOSTAJE RAPIDO Y CONTINUAR | 1,123 |
| | | Tiempo: | GC-210 X GASOLIN. | |

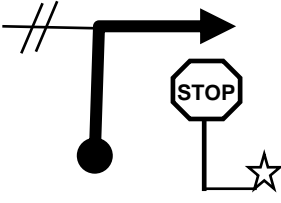
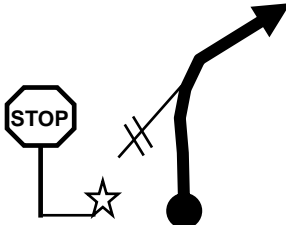
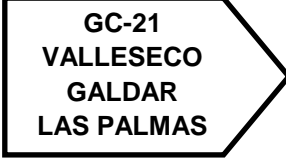
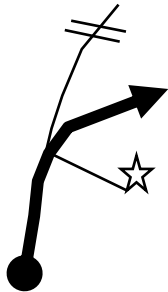

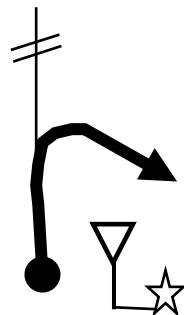
| SECCION | SECTOR | MEDIAS | DISTANCIA TOTAL | T. SECTOR |
|-----------|---------|---|--|-----------|
| I | 5 | 43/47/45/47/44/49,9 | 37,083 | 57 MIN |
| PR 5 | | PROMEDIO ENLACE | CRUZ TEJEDA - ARTENARA | |
| DISTANCIA | | 40 Km/h | | |
| TOTAL | PARCIAL | DIRECCION | INFORMACION | REGRESIVO |
| 36,006 | 0,046 |  | | 1,077 |
| 63 | | Tiempo: | GASOLIN. X GC-210 | |
| 36,200 | 0,194 |  |  | 0,883 |
| 64 | | Tiempo: | GC-210 X GC-21 | |
| 36,666 | 0,466 |  | ROTONDA PINTADA EN EL SUELO | 0,417 |
| 65 | | Tiempo: | GC-21 | |
| 37,083 | 0,417 |  | | 0,000 |
| 66 | | Tiempo: 48:27,5 | GC-21 | |

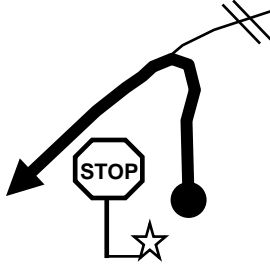

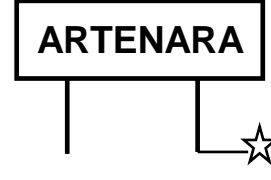
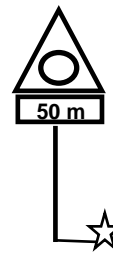
| SECCION | SECTOR | MEDIAS | DISTANCIA TOTAL | T. SECTOR |
|-----------|---------|---|--|-----------|
| I | 6 | 46/44/35/46/39/36/43/44/42 | 39,091 | 60 MIN |
| PR 6 | | PROMEDIO ENLACE | ARTENARA - CRUZ DE TEJEDA | |
| DISTANCIA | | 40 Km/h | | |
| TOTAL | PARCIAL | DIRECCION | INFORMACION | REGRESIVO |
| 0,000 | 0,000 |  | SALIR DESPACIO NO HAY CRONOS EN LOS 2 PRIMEROS KM. | 39,091 |
| 67 | | Tiempo: | GC-21 | |
| 0,042 | 0,042 |  | GC-210 LA ALDEA | 39,049 |
| 68 | | Tiempo: | GC-21 X GC-210 | |
| 3,... | 3,... |  | GC-216 TAMADABA | 35,... |
| 69 | | Tiempo: | GC-210 X GC-216 | |
| 7,... | 4,... |  | CAMBIO DE MEDIA EN LA REFERENCIA | 31,... |
| 70 | | Tiempo: | GC-216 | |
| 10,613 | 2,... |  | | 28,478 |
| 71 | | Tiempo: | GC-216 | |
| 11,063 | 0,450 |  | CAMBIO DE MEDIA EN LA DISTANCIA | 28,028 |
| 72 | | Tiempo: 14:46,9 | GC-216 | |




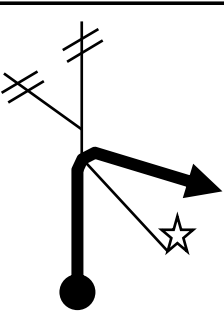

| SECCION | SECTOR | MEDIAS | DISTANCIA TOTAL | T. SECTOR |
|-----------|---------|---|--|-----------|
| I | 6 | 46/44/35/46/39/36/43/44/42 | 39,091 | 60 MIN |
| PR 6 | | PROMEDIO ENLACE | ARTENARA - CRUZ DE TEJEDA | |
| DISTANCIA | | 40 Km/h | | |
| TOTAL | PARCIAL | DIRECCION | INFORMACION | REGRESIVO |
| 13,913 | 2,850 |  |  | 25,178 |
| | | Tiempo: 18:29,9 | GC-216 | |
| 18,105 | 4,192 |  |  | 20,986 |
| | | Tiempo: 23:58,0 | GC-216 X GC-217 | |
| 20,723 | 2,618 |  |  | 18,368 |
| | | Tiempo: 27:59,7 | GC-217 X GC-215 | |
| 24,833 | 4,110 |  | NO HAY CRONOS EN 2 Km.  | 14,258 |
| | | Tiempo: 34:50,7 | GC-215 X GC-210 | |

| SECCION | SECTOR | MEDIAS | DISTANCIA TOTAL | T. SECTOR |
|-----------|---------|----------------------------|--|-----------|
| I | 6 | 46/44/35/46/39/36/43/44/42 | 39,091 | 60 MIN |
| PR 6 | | PROMEDIO ENLACE | ARTENARA - CRUZ DE TEJEDA | |
| DISTANCIA | | 40 Km/h | | |
| TOTAL | PARCIAL | DIRECCION | INFORMACION | REGRESIVO |
| 31,036 | 6,203 | | GC-60 TEJEDA ROQUE BENTAYGA | 8,055 |
| 77 | | Tiempo: 43:29,8 | GC-210 X GC-60 | |
| 31,454 | 0,418 | 44 | GC-608 LA CULATA | 7,637 |
| 78 | | Tiempo: 44:04,9 | GC-60 X GC-608 | |
| 33,133 | 1,679 | | GC-156 CRUZ DE TEJEDA LAS PALMAS | 5,958 |
| 79 | | Tiempo: 46:22,3 | GC-608 X GC-156 | |
| 36,736 | 3,603 | 42 | GC-15 CRUZ DE TEJEDA LAS PALMAS | 2,355 |
| 80 | | Tiempo: 51:17,1 | GC-156 X GC-15 | |

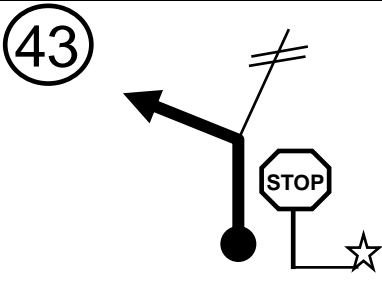

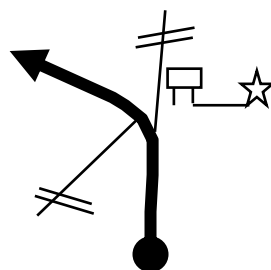

| SECCION | SECTOR | MEDIAS | DISTANCIA TOTAL | T. SECTOR |
|-----------|---------|--|--|-----------|
| I | 6 | 46/44/35/46/39/36/43/44/42 | 39,091 | 60 MIN |
| PR 6 | | PROMEDIO ENLACE | ARTENARA - CRUZ DE TEJEDA | |
| DISTANCIA | | 40 Km/h | | |
| TOTAL | PARCIAL | DIRECCION | INFORMACION | REGRESIVO |
| 38,927 | 2,191 |  | GC-150 PINOS DE GALDAR META PR - 6 | 0,164 |
| 81 | | Tiempo: 54:24,9 | GC-15 X GC-150 | |
| 39,091 | 0,164 |  | TURISMO P → | 0,000 |
| 82 | | Tiempo: 54:39,7 | GC-150 X APARCAM. | |
| | | Tiempo: | | |
| | | Tiempo: | | |

| SECCION | SECTOR | MEDIAS | DISTANCIA TOTAL | T. SECTOR |
|-----------|---------|---|--|-----------|
| I | 7 | TABLAS | 16,196 | 41 MIN |
| PR 7 | | PROMEDIO ENLACE | CRUZ DE TEJEDA - ARTENARA | |
| DISTANCIA | | 40 Km/h | | |
| TOTAL | PARCIAL | DIRECCION | INFORMACION | REGRESIVO |
| 0,000 | 0,000 |  | | 16,196 |
| 83 | | Tiempo: | APARCAM. X GC-150 | |
| 8,000 | 8,000 |  |  | 8,196 |
| 84 | | Tiempo: | GC-150 X GC-21 | |
| 8,094 | 0,094 |  |  | 8,102 |
| 85 | | Tiempo: | GC-21 X GC-150 | |
| 8,433 | 0,339 |  | | 7,763 |
| 86 | | Tiempo: | GC-150 | |

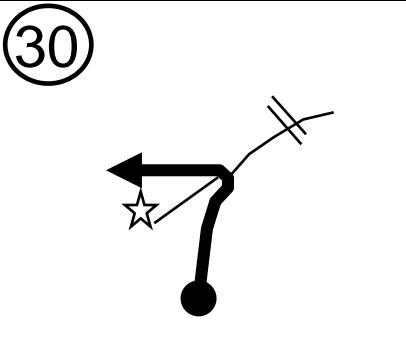
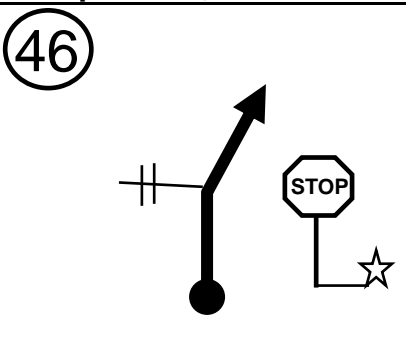
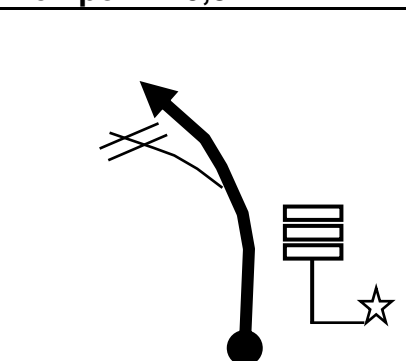
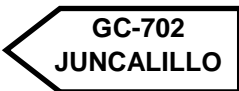
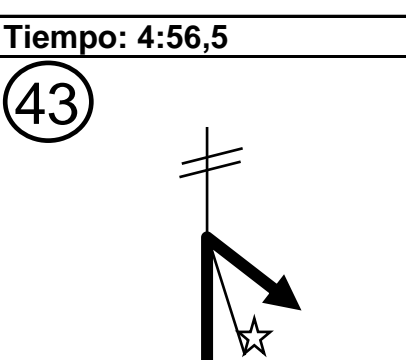
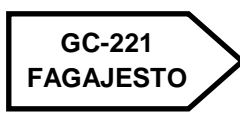
| SECCION | SECTOR | MEDIAS | DISTANCIA TOTAL | T. SECTOR |
|-----------|---------|---|--|-----------|
| I | 7 | TABLAS | 16,218 | 41 MIN |
| PR 7 | | PROMEDIO ENLACE | CRUZ DE TEJEDA - ARTENARA | |
| DISTANCIA | | 40 Km/h | | |
| TOTAL | PARCIAL | DIRECCION | INFORMACION | REGRESIVO |
| 8,703 | 0,270 |  |  | 7,493 |
| 87 | | Tiempo: | GC-150 X GC-21 | |
| 15,563 | 6,860 |  | META PR - 7 | 0,633 |
| 88 | | Tiempo: | GC-21 | |
| 16,196 | 0,633 |  | ¡BAÑO! PARAR ANTES EN EL PUEBLO | 0,000 |
| 89 | | Tiempo: | GC-21 | |
| 85 | | REFRIGERIO REFRIGERIO | | |

| SECCION | SECTOR | MEDIAS | DISTANCIA TOTAL | T. SECTOR |
|-----------|---------|---|--|-----------|
| II | 8 | 46/39/30/36/40/45/30/43 | 26,607 | 43 MIN |
| PR 8 | | PROMEDIO ENLACE | ARTENARA - FONTANALES | |
| DISTANCIA | | 40 Km/h | | |
| TOTAL | PARCIAL | DIRECCION | INFORMACION | REGRESIVO |
| 0,000 | 0,000 |  | SALIR DESPACIO NO HAY CRONO EN LOS 2 PRIMEROS KM. | 26,607 |
| 90 | | Tiempo: | GC-21 | |
| 0,042 | 0,042 |  |  | 26,565 |
| 91 | | Tiempo: | GC-21 X GC-210 | |
| 3,330 | 3,288 |  |  | 23,277 |
| 92 | | Tiempo: 4:20,6 | GC-210 X GC-217 | |
| 6,000 | 2,670 | (30) CAMBIO DE MEDIA EN LA DISTANCIA | | 20,607 |
| 93 | | Tiempo: 8:27,1 | GC-217 | |
| 7,360 | 1,360 | (36) CAMBIO DE MEDIA EN LA DISTANCIA | | 19,247 |
| 94 | | Tiempo: 11:10,3 | GC-217 | |

| SECCION | SECTOR | MEDIAS | DISTANCIA TOTAL | T. SECTOR |
|-----------|---------|-------------------------|-----------------------|-----------|
| II | 8 | 46/39/30/36/40/45/30/43 | 26,607 | 43 MIN |
| PR 8 | | PROMEDIO ENLACE | ARTENARA - FONTANALES | |
| DISTANCIA | | 40 Km/h | | |
| TOTAL | PARCIAL | DIRECCION | INFORMACION | REGRESIVO |
| 15,063 | 7,703 | | | 11,544 |
| | | Tiempo: 24:00,5 | GC-217 X GC-220 | |
| 16,984 | 1,921 | | | 9,623 |
| | | Tiempo: 26:53,5 | GC-220 X GC-710 | |
| 20,335 | 3,351 | | | 6,272 |
| | | Tiempo: 31:21,5 | GC-710 X GC-70 | |
| 24,915 | 4,580 | | ¡ OJO BACHE ! | 1,692 |
| | | Tiempo: 37:27,9 | GC-70 X C. VEC. | |

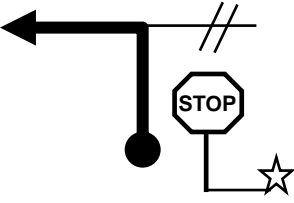
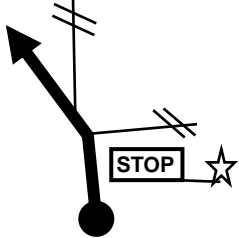
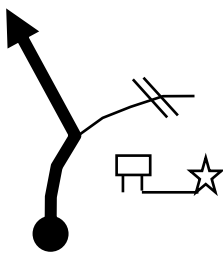
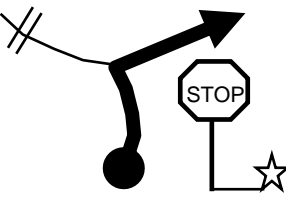
| SECCION | SECTOR | MEDIAS | DISTANCIA TOTAL | T. SECTOR |
|-----------|---------|---|--|-----------|
| II | 8 | 46/39/30/36/40/45/30/43 | 26,607 | 43 MIN |
| PR 8 | | PROMEDIO ENLACE | ARTENARA - FONTANALES | |
| DISTANCIA | | 40 Km/h | | |
| TOTAL | PARCIAL | DIRECCION | INFORMACION | REGRESIVO |
| 25,255 | 0,340 |  | | 1,352 |
| 99 | | Tiempo: 38:08,7 | C. VEC. X GC-70 | |
| 26,182 | 0,927 |  | META PR - 8 | 0,425 |
| 100 | | Tiempo: 39:26,3 | GC-70 | |
| 26,518 | 0,336 |  | GC-75 MOYA | 0,089 |
| 101 | | Tiempo: | GC-70 X GC-75 | |
| 26,607 | 0,089 |  | PARAR EN EL MARGEN DERECHO FRENTE AL CARTEL TRANSVERSAL DEL RESTAURANTE SIBORA | 0,000 |
| 102 | | Tiempo: 40:04,6 | GC-75 | |

| SECCION | SECTOR | MEDIAS | DISTANCIA TOTAL | T. SECTOR |
|-----------|---------|----------------------------|--|-----------|
| II | 9 | 36/40/30/46/43/45/43/45/48 | 41,750 | 62 MIN |
| PR 9 | | PROMEDIO ENLACE | FONTANALES - CRUZ DE TEJEDA | |
| DISTANCIA | | 40 Km/h | | |
| TOTAL | PARCIAL | DIRECCION | INFORMACION | REGRESIVO |
| 0,000 | 0,000 | | SALIDA FRENTE AL CARTEL TRANSVERSAL RESTAURANTE SIBORA | 41,750 |
| 103 | | Tiempo: | GC-75 | |
| 0,089 | 0,089 | | | 41,661 |
| 104 | | Tiempo: | GC-75 X REC. URB. | |
| 0,231 | 0,142 | | | 41,519 |
| 105 | | Tiempo: 0:23,1 | REC. URBANO | |
| 0,327 | 0,096 | | | 41,423 |
| 106 | | Tiempo: 0:32,7 | REC. URB. X GC-70 | |

| SECCION | SECTOR | MEDIAS | DISTANCIA TOTAL | T. SECTOR |
|-----------|---------|---|---|-----------|
| II | 9 | 36/40/30/46/43/45/43/45/48 | 41,750 | 62 MIN |
| PR 9 | | PROMEDIO ENLACE | FONTANALES - CRUZ DE TEJEDA | |
| DISTANCIA | | 40 Km/h | | |
| TOTAL | PARCIAL | DIRECCION | INFORMACION | REGRESIVO |
| 1,305 | 0,978 |  | C/. CAMINO LOMO RIVERO ¡OJO BACHE! | 40,445 |
| | | | | |
| 1,639 | 0,334 |  | | 40,111 |
| | | | | |
| 3,373 | 1,734 |  |  | 38,377 |
| | | | | |
| 7,340 | 3,967 |  |  ¡ATENCIÓN! CRONOMETRADORES SUELTOS | 34,410 |
| | | | | |

| SECCION | SECTOR | MEDIAS | DISTANCIA TOTAL | T. SECTOR |
|-----------|---------|----------------------------|---|-----------|
| II | 9 | 36/40/30/46/43/45/43/45/48 | 41,750 | 62 MIN |
| PR 9 | | PROMEDIO ENLACE | FONTANALES - CRUZ DE TEJEDA | |
| DISTANCIA | | 40 Km/h | | |
| TOTAL | PARCIAL | DIRECCION | INFORMACION | REGRESIVO |
| 9,654 | 2,314 | | <p>GC-220 ARTENARA FAGAJESTO</p> <p>NO HAY CRONOS HASTA DESPUES DEL KM 11</p> | 32,096 |
| | | Tiempo: 13:20,7 | GC-221 X GC-220 | |
| 12,949 | 3,295 | | <p>GC-702 FONTANALES MOYA</p> | 28,801 |
| | | Tiempo: 17:44,3 | GC-220 X GC-702 | |
| 15,846 | 2,897 | | <p>GC-221 FAGAJESTO</p> | 25,904 |
| | | Tiempo: 21:36,1 | GC-702 X GC-221 | |
| 18,168 | 2,322 | | <p>GC-220 ARTENARA FAGAJESTO</p> | 23,582 |
| | | Tiempo: 24:50,5 | GC-221 X GC-220 | |

| SECCION | SECTOR | MEDIAS | DISTANCIA TOTAL | T. SECTOR |
|-----------|---------|----------------------------|--|-----------|
| II | 9 | 36/40/30/46/43/45/43/45/48 | 41,750 | 62 MIN |
| PR 9 | | PROMEDIO ENLACE | FONTANALES - CRUZ DE TEJEDA | |
| DISTANCIA | | 40 Km/h | | |
| TOTAL | PARCIAL | DIRECCION | INFORMACION | REGRESIVO |
| 21,466 | 3,298 | | | 20,284 |
| 115 | | Tiempo: 29:14,3 | GC-220 X GC-702 | |
| 28,293 | 6,827 | | | 13,457 |
| 116 | | Tiempo: 38:20,5 | GC-702 X GC-70 | |
| 33,040 | 4,747 | | | 8,710 |
| 117 | | Tiempo: 44:40,2 | GC-70 X GC-21 | |
| 33,736 | 0,696 | | ¡UY, UY, UY! ¡UY, UY, UY! | 8,014 |
| 118 | | Tiempo: | GC-21 X GC-150 | |
| 41,750 | 8,014 | | NO HAY CRONOS EN LOS ULTIMOS 500 m. | 0,000 |
| 119 | | Tiempo: 55:33,5 | GC-150 X APARCAM. META PR - 9 | |

| SECCION | SECTOR | MEDIAS | DISTANCIA TOTAL | T. SECTOR |
|-----------|---------|---|---|-----------|
| II | 10 | TABLAS | 11,345 | 25 MIN |
| PR 10 | | PROMEDIO ENLACE | CRUZ DE TEJEDA - B. ZAMORA | |
| DISTANCIA | | 40 Km/h | | |
| TOTAL | PARCIAL | DIRECCION | INFORMACION | REGRESIVO |
| 0,000 | 0,000 |  | NO HAY CRONOS HASTA DESPUES DEL KM 3 | 11,345 |
| 120 | | Tiempo: | APARCAM. X GC-150 | |
| 0,160 | 0,160 |  | GC-15 SAN MATEO VALLESECO LAS PALMAS | 11,185 |
| 121 | | Tiempo: | GC-150 X GC-15 | |
| 1,975 | 1,815 |  | GC-230 VALLESECO TEROR | 9,370 |
| 122 | | Tiempo: 2:49,3 | GC-15 X GC-230 | |
| 5,674 | 3,699 |  | GC-21 VALLESECO TEROR LAS PALMAS | 5,671 |
| 123 | | Tiempo: 7:38,8 | GC-230 X GC-21 | |

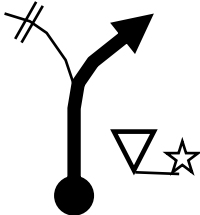

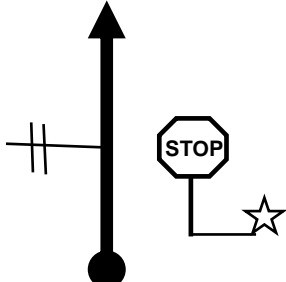
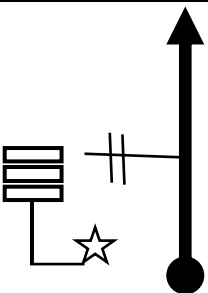
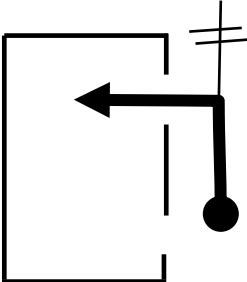
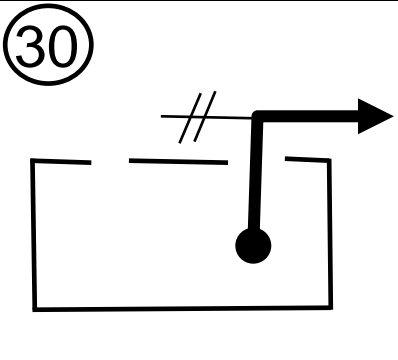
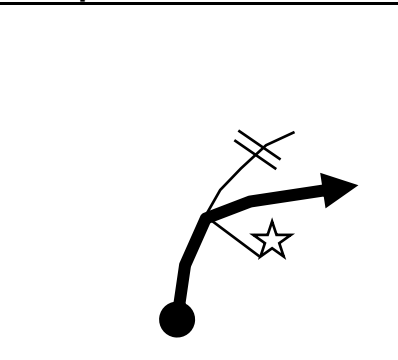

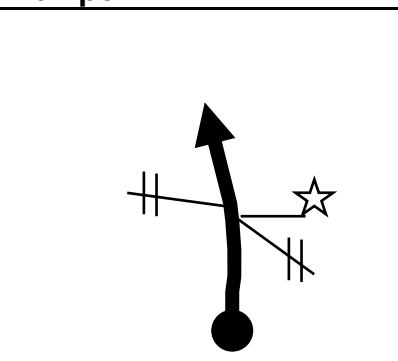
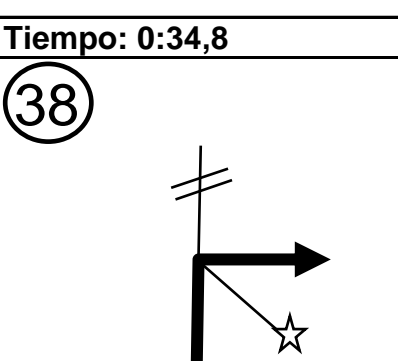

| SECCION | SECTOR | MEDIAS | DISTANCIA TOTAL | T. SECTOR |
|-----------|---------|---|----------------------------------|-----------|
| II | 10 | 42/46/44 | 11,345 | 25 MIN |
| PR 10 | | PROMEDIO ENLACE | CRUZ DE TEJEDA - B. ZAMORA | |
| DISTANCIA | | 40 Km/h | | |
| TOTAL | PARCIAL | DIRECCION | INFORMACION | REGRESIVO |
| 8,540 | 2,866 |  | MADRELAGUA META PR - 10 | 2,805 |
| 124 | | Tiempo: 11:33,3 | GC-21 X GC-214 | |
| 9,000 | 0,460 |  | | 2,345 |
| 125 | | Tiempo: | GC-214 X REC. URB | |
| 10,030 | 1,030 |  | GC-21 TEROR LAS PALMAS | 1,315 |
| 126 | | Tiempo: | REC. URBANO | |
| 10,240 | 0,210 |  | TEROR GC-21 FIRGAS | 1,105 |
| 127 | | Tiempo: | REC. URB. X GC.21 | |
| 11,345 | 1,105 |  | ENTRAR POR LA SEGUNDA ENTRADA | 0,000 |
| 128 | | Tiempo: 15:45,7 | GC-21 X APARCAM. | |

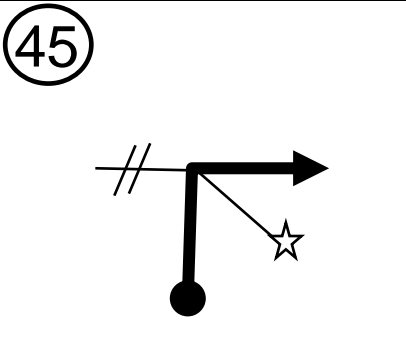

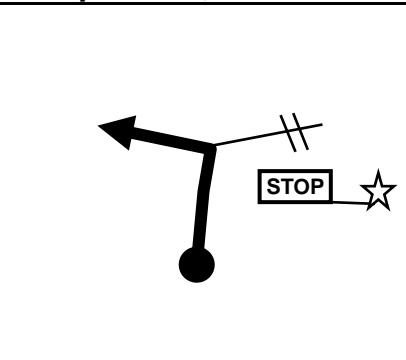

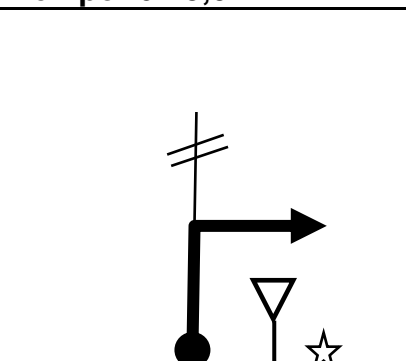

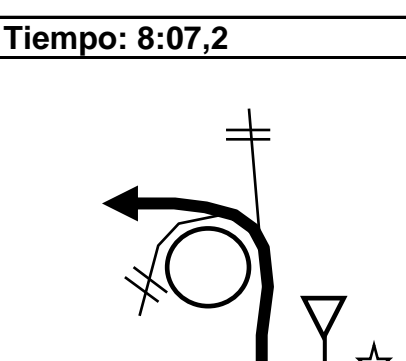

TABLA PR 10

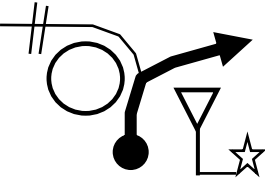
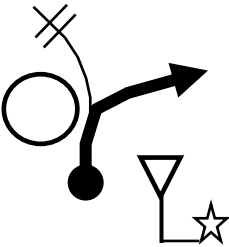
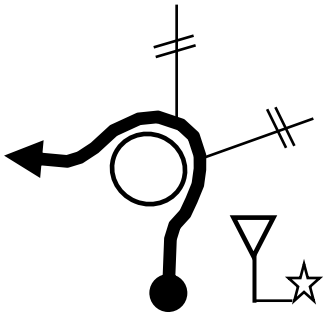
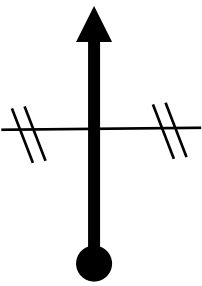
| DIST | MIN | SEG |
|------|-----|------|
| 0 | 0 | 0,0 |
| 100 | 0 | 8,6 |
| 200 | 0 | 17,1 |
| 300 | 0 | 25,7 |
| 400 | 0 | 34,3 |
| 500 | 0 | 42,9 |
| 600 | 0 | 51,4 |
| 700 | 1 | 0,0 |
| 800 | 1 | 8,6 |
| 900 | 1 | 17,1 |
| 1000 | 1 | 25,7 |
| 1100 | 1 | 34,3 |
| 1200 | 1 | 42,9 |
| 1300 | 1 | 51,4 |
| 1400 | 2 | 0,0 |
| 1500 | 2 | 8,6 |
| 1600 | 2 | 17,1 |
| 1700 | 2 | 25,7 |
| 1800 | 2 | 34,3 |
| 1900 | 2 | 42,9 |
| 1975 | 2 | 49,3 |
| 2000 | 2 | 51,2 |
| 2100 | 2 | 59,1 |
| 2200 | 3 | 6,9 |
| 2300 | 3 | 14,7 |
| 2400 | 3 | 22,5 |
| 2500 | 3 | 30,4 |
| 2600 | 3 | 38,2 |
| 2700 | 3 | 46,0 |
| 2800 | 3 | 53,9 |
| 2900 | 4 | 1,7 |
| 3000 | 4 | 9,5 |

| DIST | MIN | SEG |
|------|-----|------|
| 3100 | 4 | 17,3 |
| 3200 | 4 | 25,2 |
| 3300 | 4 | 33,0 |
| 3400 | 4 | 40,8 |
| 3500 | 4 | 48,6 |
| 3600 | 4 | 56,5 |
| 3700 | 5 | 4,3 |
| 3800 | 5 | 12,1 |
| 3900 | 5 | 19,9 |
| 4000 | 5 | 27,8 |
| 4100 | 5 | 35,6 |
| 4200 | 5 | 43,4 |
| 4300 | 5 | 51,2 |
| 4400 | 5 | 59,1 |
| 4500 | 6 | 6,9 |
| 4600 | 6 | 14,7 |
| 4700 | 6 | 22,5 |
| 4800 | 6 | 30,4 |
| 4900 | 6 | 38,2 |
| 5000 | 6 | 46,0 |
| 5100 | 6 | 53,9 |
| 5200 | 7 | 1,7 |
| 5300 | 7 | 9,5 |
| 5400 | 7 | 17,3 |
| 5500 | 7 | 25,2 |
| 5600 | 7 | 33,0 |
| 5674 | 7 | 38,8 |
| 5700 | 7 | 40,9 |
| 5800 | 7 | 49,1 |
| 5900 | 7 | 57,3 |
| 6000 | 8 | 5,4 |
| 6100 | 8 | 13,6 |

| DIST | MIN | SEG |
|------|-----|------|
| 6200 | 8 | 21,8 |
| 6300 | 8 | 30,0 |
| 6400 | 8 | 38,2 |
| 6500 | 8 | 46,4 |
| 6600 | 8 | 54,5 |
| 6700 | 9 | 2,7 |
| 6800 | 9 | 10,9 |
| 6900 | 9 | 19,1 |
| 7000 | 9 | 27,3 |
| 7100 | 9 | 35,4 |
| 7200 | 9 | 43,6 |
| 7300 | 9 | 51,8 |
| 7400 | 9 | 60,0 |
| 7500 | 10 | 8,2 |
| 7600 | 10 | 16,4 |
| 7700 | 10 | 24,5 |
| 7800 | 10 | 32,7 |
| 7900 | 10 | 40,9 |
| 8000 | 10 | 49,1 |
| 8100 | 10 | 57,3 |
| 8200 | 11 | 5,4 |
| 8300 | 11 | 13,6 |
| 8400 | 11 | 21,8 |
| 8500 | 11 | 30,0 |
| 8540 | 11 | 33,3 |

| SECCION | SECTOR | MEDIAS | DISTANCIA TOTAL | T. SECTOR |
|-----------|---------|---|--|-----------|
| II | 11 | 30/38/45 | 19,383 | 34 MIN |
| PR 11 | | PROMEDIO ENLACE | BALCON ZAMORA - ARUCAS | |
| DISTANCIA | | 40 Km/h | | |
| TOTAL | PARCIAL | DIRECCION | INFORMACION | REGRESIVO |
| 0,000 | 0,000 |  | SALIDA EN LA PUNTA DE LA VALLA DE LA DERECHA NO HAY CRONOS HASTA DESPUES DEL KM 2 | 19,383 |
| 129 | | Tiempo: | GC-21 | |
| 0,062 | 0,062 |  |  | 19,321 |
| 130 | | Tiempo: | GC-21 X C. VECINAL | |
| 0,290 | 0,228 |  | | 19,093 |
| 131 | | Tiempo: 0:34,8 | C. VECINAL | |
| 0,445 | 0,155 |  |  | 18,938 |
| 132 | | Tiempo: 0:53,4 | C. VECINAL | |

| SECCION | SECTOR | MEDIAS | DISTANCIA TOTAL | T. SECTOR |
|-----------|---------|---|--|-----------|
| II | 11 | 30/38/45 | 19,383 | 34 MIN |
| PR 11 | | PROMEDIO ENLACE | BALCON ZAMORA - ARUCAS | |
| DISTANCIA | | 40 Km/h | | |
| TOTAL | PARCIAL | DIRECCION | INFORMACION | REGRESIVO |
| 1,775 | 1,330 |  |  | 17,608 |
| | | | | |
| 4,320 | 2,545 |  |  | 15,063 |
| | | | | |
| 5,623 | 1,303 |  |  | 13,760 |
| | | | | |
| 9,833 | 4,210 |  |  | 9,550 |
| | | | | |

| SECCION | SECTOR | MEDIAS | DISTANCIA TOTAL | T. SECTOR |
|-----------|---------|---|---|-----------|
| II | 11 | 30/38/45 | 19,383 | 34 MIN |
| PR 11 | | PROMEDIO ENLACE | BALCON ZAMORA - ARUCAS | |
| DISTANCIA | | 40 Km/h | | |
| TOTAL | PARCIAL | DIRECCION | INFORMACION | REGRESIVO |
| 14,200 | 4,367 |  | GC-43 VISVIQUE ARUCAS META PR - 11 | 5,183 |
| 137 | | Tiempo: 19:33,4 | GC-43 | |
| 16,012 | 1,812 |  | GC-20 LAS PALMAS GC GALDAR | 3,371 |
| 138 | | Tiempo: | GC-43 X GC-20 | |
| 16,475 | 0,463 |  | | 2,908 |
| 139 | | Tiempo: | GC-20 X REC. URB. | |
| 16,930 | 0,455 |  | C/. LEON Y CASTILLO Y CONTINUAR POR C/. RELOJ Y PARQUE DE LA PAZ | 2,453 |
| 140 | | Tiempo: | REC. URBANO | |

| SECCION | SECTOR | MEDIAS | DISTANCIA TOTAL | T. SECTOR |
|-----------|---------|-----------------|---|-----------|
| II | 11 | 30/38/45 | 19,383 | 34 MIN |
| PR 11 | | PROMEDIO ENLACE | BALCON ZAMORA - ARUCAS | |
| DISTANCIA | | 40 Km/h | | |
| TOTAL | PARCIAL | DIRECCION | INFORMACION | REGRESIVO |
| 17,141 | 0,211 | | C/. PLAZA SAN JUAN | 2,242 |
| 141 | | Tiempo: | REC. URBANO | |
| 17,168 | 0,027 | | C/. PEDRO MARICHAL | 2,215 |
| 142 | | Tiempo: | REC. URBANO | |
| 17,444 | 0,276 | | GC-304 MONTAÑA DE ARUCAS | 1,939 |
| 143 | | Tiempo: | REC. URB. X GC-304 | |
| 19,383 | 1,939 | | CONTROL HORARIO DE LLEGADA OBLIGATORIO | 0,000 |
| 144 | | Tiempo: 27:19,9 | GC-304 X APARCAM. | |

COMO BAJAR DE LA MONTAÑA

III CLASICA DE ARUCAS 12 Junio 2010

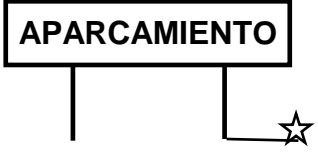
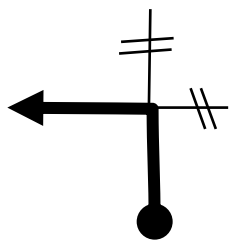

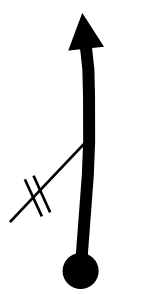
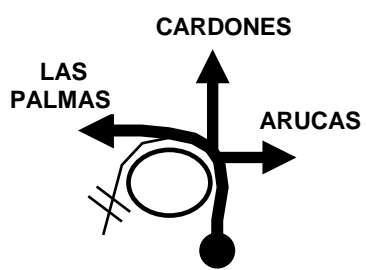
| SECCION | SECTOR | MEDIAS | DISTANCIA TOTAL | T. SECTOR |
|--------------|--------------|---|--|--------------|
| | | | 3,767 | |
| | | PROMEDIO ENLACE | MONTAÑA ARUCAS- ROTONDA TRASMONTAÑA | |
| DISTANCIA | | 40 Km/h | | |
| TOTAL | PARCIAL | DIRECCION | INFORMACION | REGRESIVO |
| 0,000 | 0,000 |  | SALIDA EN LA PUNTA DE LA VALLA DE LA DERECHA JUNTO AL CARTEL DE APARCAMIENTO | 3,767 |
| 145 | | Tiempo: | GC-304 | |
| 1,649 | 1,649 |  | | 2,118 |
| 146 | | Tiempo: | GC-304 X REC. URB. | |
| 2,125 | 0,476 |  | | 1,642 |
| 147 | | Tiempo: | REC. URBANO | |
| 2,930 | 0,805 |  | | 0,837 |
| 148 | | Tiempo: | REC. URB. X GC-301 | |
| 3,767 | 0,837 |  | | 0,000 |
| 149 | | Tiempo: | GC-301 X GC-20 | |

TABLA PR 7

| DIST | MIN | SEG |
|------|-----|------|
| 0 | 0 | 0,0 |
| 100 | 0 | 8,4 |
| 200 | 0 | 16,7 |
| 300 | 0 | 25,1 |
| 400 | 0 | 33,5 |
| 500 | 0 | 41,9 |
| 600 | 0 | 50,2 |
| 700 | 0 | 58,6 |
| 800 | 1 | 7,0 |
| 900 | 1 | 15,3 |
| 1000 | 1 | 23,7 |
| 1100 | 1 | 32,1 |
| 1200 | 1 | 40,5 |
| 1300 | 1 | 48,8 |
| 1400 | 1 | 57,2 |
| 1500 | 2 | 5,6 |
| 1600 | 2 | 14,0 |
| 1700 | 2 | 22,3 |
| 1800 | 2 | 30,7 |
| 1900 | 2 | 39,1 |
| 2000 | 2 | 47,4 |
| 2100 | 2 | 55,8 |
| 2200 | 3 | 4,2 |
| 2300 | 3 | 12,6 |
| 2400 | 3 | 20,9 |
| 2500 | 3 | 29,3 |
| 2600 | 3 | 37,7 |
| 2615 | 3 | 38,9 |
| 2700 | 3 | 45,2 |
| 2800 | 3 | 52,5 |
| 2900 | 3 | 59,9 |
| 3000 | 4 | 7,2 |
| 3100 | 4 | 14,6 |
| 3200 | 4 | 21,9 |
| 3300 | 4 | 29,3 |
| 3400 | 4 | 36,6 |
| 3500 | 4 | 44,0 |
| 3600 | 4 | 51,3 |
| 3700 | 4 | 58,6 |
| 3800 | 5 | 6,0 |
| 3900 | 5 | 13,3 |
| 4000 | 5 | 20,7 |

| DIST | MIN | SEG |
|------|-----|------|
| 4100 | 5 | 28,0 |
| 4200 | 5 | 35,4 |
| 4300 | 5 | 42,7 |
| 4400 | 5 | 50,1 |
| 4500 | 5 | 57,4 |
| 4600 | 6 | 4,8 |
| 4700 | 6 | 12,1 |
| 4800 | 6 | 19,5 |
| 4900 | 6 | 26,8 |
| 5000 | 6 | 34,2 |
| 5100 | 6 | 41,5 |
| 5200 | 6 | 48,8 |
| 5300 | 6 | 56,2 |
| 5400 | 7 | 3,5 |
| 5500 | 7 | 10,9 |
| 5600 | 7 | 18,2 |
| 5700 | 7 | 26,1 |
| 5800 | 7 | 33,9 |
| 5900 | 7 | 41,7 |
| 6000 | 7 | 49,5 |
| 6100 | 7 | 57,4 |
| 6200 | 8 | 5,2 |
| 6300 | 8 | 13,0 |
| 6400 | 8 | 20,8 |
| 6500 | 8 | 28,7 |
| 6600 | 8 | 36,5 |
| 6700 | 8 | 44,3 |
| 6800 | 8 | 52,1 |
| 6900 | 8 | 60,0 |
| 7000 | 9 | 7,8 |
| 7100 | 9 | 15,6 |
| 7200 | 9 | 23,5 |
| 7300 | 9 | 31,3 |
| 7400 | 9 | 39,1 |
| 7500 | 9 | 46,9 |
| 7600 | 9 | 54,8 |
| 7700 | 10 | 2,6 |
| 7750 | 10 | 6,5 |
| 7800 | 10 | 11,8 |
| 7900 | 10 | 22,4 |
| 8000 | 10 | 33,0 |
| 8100 | 10 | 43,6 |

| DIST | MIN | SEG |
|-------|-----|------|
| 8200 | 10 | 54,1 |
| 8300 | 11 | 4,7 |
| 8400 | 11 | 15,3 |
| 8500 | 11 | 25,9 |
| 8600 | 11 | 36,5 |
| 8700 | 11 | 47,1 |
| 8706 | 11 | 47,7 |
| 8800 | 11 | 54,9 |
| 8900 | 12 | 2,6 |
| 9000 | 12 | 10,2 |
| 9100 | 12 | 17,9 |
| 9200 | 12 | 25,6 |
| 9300 | 12 | 33,2 |
| 9400 | 12 | 40,9 |
| 9500 | 12 | 48,5 |
| 9600 | 12 | 56,2 |
| 9700 | 13 | 3,9 |
| 9800 | 13 | 11,5 |
| 9900 | 13 | 19,2 |
| 10000 | 13 | 26,8 |
| 10100 | 13 | 34,5 |
| 10200 | 13 | 42,2 |
| 10300 | 13 | 49,8 |
| 10400 | 13 | 57,5 |
| 10500 | 14 | 5,1 |
| 10600 | 14 | 12,8 |
| 10700 | 14 | 20,5 |
| 10800 | 14 | 28,1 |
| 10900 | 14 | 35,8 |
| 11000 | 14 | 43,4 |
| 11100 | 14 | 51,1 |
| 11200 | 14 | 58,8 |
| 11300 | 15 | 6,4 |
| 11400 | 15 | 14,1 |
| 11500 | 15 | 21,7 |
| 11600 | 15 | 29,4 |
| 11700 | 15 | 37,0 |
| 11800 | 15 | 44,7 |
| 11900 | 15 | 52,4 |
| 12000 | 16 | 0,0 |
| 12100 | 16 | 7,7 |
| 12200 | 16 | 15,3 |

| DIST | MIN | SEG |
|-------|-----|------|
| 12300 | 16 | 23,0 |
| 12400 | 16 | 30,7 |
| 12500 | 16 | 38,3 |
| 12600 | 16 | 46,0 |
| 12700 | 16 | 53,6 |
| 12800 | 17 | 1,3 |
| 12900 | 17 | 9,0 |
| 13000 | 17 | 16,6 |
| 13100 | 17 | 24,3 |
| 13200 | 17 | 31,9 |
| 13300 | 17 | 39,6 |
| 13400 | 17 | 47,3 |
| 13500 | 17 | 54,9 |
| 13600 | 18 | 2,6 |
| 13700 | 18 | 10,2 |
| 13800 | 18 | 17,9 |
| 13900 | 18 | 25,6 |
| 14000 | 18 | 33,2 |
| 14100 | 18 | 40,9 |
| 14200 | 18 | 48,5 |
| 14300 | 18 | 56,2 |
| 14400 | 19 | 3,9 |
| 14500 | 19 | 11,5 |
| 14600 | 19 | 19,2 |
| 14700 | 19 | 26,8 |
| 14800 | 19 | 34,5 |
| 14900 | 19 | 42,2 |
| 15000 | 19 | 49,8 |
| 15100 | 19 | 57,5 |
| 15200 | 20 | 5,1 |
| 15300 | 20 | 12,8 |
| 15400 | 20 | 20,5 |
| 15500 | 20 | 28,1 |
| 15563 | 20 | 32,9 |

TABLA PR 7

| DIST | MIN | SEG |
|------|-----|------|
| 0 | 0 | 0,0 |
| 100 | 0 | 7,3 |
| 200 | 0 | 14,6 |
| 300 | 0 | 21,9 |
| 400 | 0 | 29,2 |
| 500 | 0 | 36,5 |
| 600 | 0 | 43,8 |
| 700 | 0 | 51,1 |
| 800 | 0 | 58,4 |
| 900 | 1 | 5,7 |
| 1000 | 1 | 13,0 |
| 1100 | 1 | 20,3 |
| 1200 | 1 | 27,6 |
| 1300 | 1 | 34,9 |
| 1400 | 1 | 42,2 |
| 1500 | 1 | 49,5 |
| 1600 | 1 | 56,8 |
| 1700 | 2 | 4,1 |
| 1800 | 2 | 11,4 |
| 1900 | 2 | 18,7 |
| 2000 | 2 | 26,0 |
| 2100 | 2 | 33,3 |
| 2200 | 2 | 40,6 |
| 2300 | 2 | 48,0 |
| 2400 | 2 | 55,3 |
| 2500 | 3 | 2,6 |
| 2600 | 3 | 9,9 |
| 2700 | 3 | 18,2 |
| 2800 | 3 | 26,5 |
| 2900 | 3 | 34,8 |
| 3000 | 3 | 43,1 |
| 3100 | 3 | 51,4 |
| 3200 | 3 | 59,7 |
| 3300 | 4 | 8,1 |
| 3400 | 4 | 16,4 |
| 3500 | 4 | 24,7 |
| 3600 | 4 | 33,0 |
| 3700 | 4 | 41,3 |
| 3800 | 4 | 49,6 |
| 3900 | 4 | 57,9 |
| 4000 | 5 | 6,3 |

| DIST | MIN | SEG |
|------|-----|------|
| 4100 | 5 | 14,6 |
| 4200 | 5 | 22,9 |
| 4300 | 5 | 31,2 |
| 4400 | 5 | 39,5 |
| 4500 | 5 | 47,8 |
| 4600 | 5 | 56,1 |
| 4700 | 6 | 4,5 |
| 4800 | 6 | 12,8 |
| 4900 | 6 | 21,1 |
| 5000 | 6 | 29,4 |
| 5100 | 6 | 37,7 |
| 5200 | 6 | 46,0 |
| 5300 | 6 | 54,3 |
| 5387 | 7 | 1,6 |
| 5400 | 7 | 2,6 |
| 5500 | 7 | 10,4 |
| 5600 | 7 | 18,2 |
| 5700 | 7 | 26,1 |
| 5800 | 7 | 33,9 |
| 5900 | 7 | 41,7 |
| 6000 | 7 | 49,5 |
| 6100 | 7 | 57,4 |
| 6200 | 8 | 5,2 |
| 6300 | 8 | 13,0 |
| 6400 | 8 | 20,8 |
| 6500 | 8 | 28,7 |
| 6600 | 8 | 36,5 |
| 6700 | 8 | 44,3 |
| 6800 | 8 | 52,2 |
| 6900 | 8 | 60,0 |
| 7000 | 9 | 7,8 |
| 7100 | 9 | 15,6 |
| 7200 | 9 | 23,5 |
| 7300 | 9 | 31,3 |
| 7400 | 9 | 39,1 |
| 7500 | 9 | 46,9 |
| 7600 | 9 | 54,8 |
| 7700 | 10 | 2,6 |
| 7750 | 10 | 6,5 |
| 7800 | 10 | 11,8 |
| 7900 | 10 | 22,4 |

TABLA PR 7

| DIST | MIN | SEG |
|-------|-----|------|
| 8000 | 10 | 33,0 |
| 8100 | 10 | 43,6 |
| 8200 | 10 | 54,1 |
| 8300 | 11 | 4,7 |
| 8400 | 11 | 15,3 |
| 8500 | 11 | 25,9 |
| 8600 | 11 | 36,5 |
| 8700 | 11 | 47,1 |
| 8706 | 11 | 47,7 |
| 8800 | 11 | 54,9 |
| 8900 | 12 | 2,6 |
| 9000 | 12 | 10,2 |
| 9100 | 12 | 17,9 |
| 9200 | 12 | 25,6 |
| 9300 | 12 | 33,2 |
| 9400 | 12 | 40,9 |
| 9500 | 12 | 48,5 |
| 9600 | 12 | 56,2 |
| 9700 | 13 | 3,9 |
| 9800 | 13 | 11,5 |
| 9900 | 13 | 19,2 |
| 10000 | 13 | 26,8 |
| 10100 | 13 | 34,5 |
| 10200 | 13 | 42,2 |
| 10300 | 13 | 49,8 |
| 10400 | 13 | 57,5 |
| 10500 | 14 | 5,1 |
| 10600 | 14 | 12,8 |
| 10700 | 14 | 20,5 |
| 10800 | 14 | 28,1 |
| 10900 | 14 | 35,8 |
| 11000 | 14 | 43,4 |
| 11100 | 14 | 51,1 |
| 11200 | 14 | 58,8 |
| 11300 | 15 | 6,4 |
| 11400 | 15 | 14,1 |
| 11500 | 15 | 21,7 |
| 11600 | 15 | 29,4 |
| 11700 | 15 | 37,1 |
| 11800 | 15 | 44,7 |
| 11900 | 15 | 52,4 |

| DIST | MIN | SEG |
|-------|-----|------|
| 12000 | 16 | 0,0 |
| 12100 | 16 | 7,7 |
| 12200 | 16 | 15,4 |
| 12300 | 16 | 23,0 |
| 12400 | 16 | 30,7 |
| 12500 | 16 | 38,3 |
| 12600 | 16 | 46,0 |
| 12700 | 16 | 53,6 |
| 12800 | 17 | 1,3 |
| 12900 | 17 | 9,0 |
| 13000 | 17 | 16,6 |
| 13100 | 17 | 24,3 |
| 13200 | 17 | 31,9 |
| 13300 | 17 | 39,6 |
| 13400 | 17 | 47,3 |
| 13500 | 17 | 54,9 |
| 13600 | 18 | 2,6 |
| 13700 | 18 | 10,2 |
| 13800 | 18 | 17,9 |
| 13900 | 18 | 25,6 |
| 14000 | 18 | 33,2 |
| 14100 | 18 | 40,9 |
| 14200 | 18 | 48,5 |
| 14300 | 18 | 56,2 |
| 14400 | 19 | 3,9 |
| 14500 | 19 | 11,5 |
| 14600 | 19 | 19,2 |
| 14700 | 19 | 26,8 |
| 14800 | 19 | 34,5 |
| 14900 | 19 | 42,2 |
| 15000 | 19 | 49,8 |
| 15100 | 19 | 57,5 |
| 15200 | 20 | 5,1 |
| 15300 | 20 | 12,8 |
| 15400 | 20 | 20,5 |
| 15500 | 20 | 28,1 |
| 15563 | 20 | 32,9 |

| TRAMOS N° | UBICACIÓN ENTREGA | HORA ENTREGA | DORSAL |
|----------------|--|-----------------|----------|
| 10 Y 11 | APARCAMIENTOS CRUZ DE TEJEDA EN EL 5,040 DE LA GC-150 | 21:26:00 | 1 |

| TRAMOS N° | UBICACIÓN ENTREGA | HORA ENTREGA | DORSAL |
|--------------|--|-----------------|----------|
| 8 Y 9 | APARCAMIENTOS ARTENARA EN EL 39,740 DE LA GC-21 | 19:41:00 | 1 |

| TRAMOS N° | UBICACIÓN ENTREGA | HORA ENTREGA | DORSAL |
|--------------|--|-----------------|----------|
| 6 Y 7 | GASOLINERA DE ARTENARA EN EL 0,200 DE LA GC-210 | 18:00:00 | 1 |

| TRAMOS N° | UBICACIÓN ENTREGA | HORA ENTREGA | DORSAL |
|--------------|---|-----------------|----------|
| 4 Y 5 | APARCAMIENTO BALCON DE ZAMORA EN EL 19,550 DE LA GC-21 | 16:31:00 | 1 |

| TRAMO N° | UBICACIÓN ENTREGA | HORA ENTREGA | DORSAL |
|----------|---|-----------------|----------|
| 3 | APARCAMIENTO BALCON DE ZAMORA EN EL 19,550 DE LA GC-21 | 15:36:00 | 1 |